



Kentucky High School Athletic Association

2280 Executive Drive ° Lexington, KY 40505 ° www.khsaa.org ° (859)299-5472 (859)293-5999 (fax)

To: Superintendent, Principal, and Athletic Director

From: Brigid L. DeVries, Commissioner
Larry Boucher, Assistant Commissioner *LB*


Date: September 2, 2003

Subject: 2002-2003 Annual Report Forms Submission

School: Madison Central High School

Enclosed please find a copy of Form T-65, The 2002-2003 Annual Report Forms Checklist. In addition, you may find an attachment with corrected copies of the forms submitted by your school personnel. Please review this information so the forms can be completed accurately in the future. Also, KHSAA Audit Staff may have requested a re-submission of some of the 2002-2003 Annual Report Forms or need additional information on your athletic programs. Please submit this information by the date requested if this is applicable. Copies and all KHSAA Title IX documents must be kept current and included in your permanent Title IX File at the school. All documents are subject to Open Records Requests.

Should you need any further information, please do not hesitate to call anytime.



MEMORANDUM

TO: KHSAA Member School Superintendents, Principals, and Athletic Directors

FROM: Brigid L. DeVries, Commissioner
Larry Boucher, Executive Assistant Commissioner *LB*

DATE: July 30, 2003

RE: 2003 Title IX Forms Submission

| | | | |
|--------|-----------------------------|-------------|--------------|
| School | Madison Central High School | Reviewed by | Fran Edwards |
|--------|-----------------------------|-------------|--------------|

The following is a status report regarding the required 2002 - 2003 Title IX submission of forms due in to the KHSAA office by April 15, 2003. Appropriate audit personnel have reviewed these forms and the following is a summary of this review.

I. Checklist of Forms properly submitted in a satisfactory manner:

| | | | |
|---|-------------------------------|---|--|
| ✓ | GE 19 (Annual Verification) | ✓ | T-35 (Budget Expenses) |
| | T-1 (Summary Program Chart 1) | ✓ | T-36 (Budget Expenses) |
| ✓ | T-2 (Summary Program Chart 2) | ✓ | T-41 (Checklist - Overall Interscholastic Program) |
| ✓ | T-3 (Summary Program Chart 3) | ✓ | T-60 (Corrective Action Plan) |
| ✓ | T-4 (Summary Program Chart 4) | ✓ | T-63 (Interscholastic Survey Results) |

II. Status

| | | |
|----|---|---|
| A. | | 2002 - 2003 Forms are satisfactory and no further information or action is necessary at this time. |
| B. | ✓ | Errors have been noted with respect to the following forms and corrected copies are being returned to you for placement in your Title IX file to ensure proper submission in the future. <ul style="list-style-type: none"> • Form T-1 |
| C. | | The following forms were omitted and must be submitted by school representatives. |
| D. | | Other Recommendation and Comments: <ul style="list-style-type: none"> • Please complete the Opportunities portion of Form T-41. |

2002-2003
ACCOMMODATION OF INTERESTS AND ABILITIES
SUMMARY PROGRAM CHART 1

KHSAA
 Form T1
 Rev. 9/02

Participation Opportunities Test One

| | | (Column 1) | (Column 2) | (Column 3) | (Column 4) |
|-------|---------|------------|--------------------------------|--|-----------------------------------|
| | Program | Enrollment | Percentage of Total Enrollment | Number of Interscholastic Participants (double and triple count) | Percentage of Total Participation |
| Row 1 | GIRLS | 671 | 47% | 173 215 | 40.440% |
| Row 2 | BOYS | 756 | 53% | 256 317 | 59.660% |
| Row 3 | Totals | 1427 | 100% | 429 532 | 100% |


Instructions:

*Number of 8th grade students & below used in Column 4 calculations if applicable: 23

- 1) Determine the total number of girls enrolled, (place in Row 1, Column 1). Determine the total number of boys enrolled, (place in Row 2, Column 1).
- 2) Add the total number of girls and boys enrolled to determine total enrollment, (place in Row 3, Column 1).
- 3) Calculate the percentage of total enrollment that is female. (Divide Row 1, Column 1 by row 3, Column 1 and place in Row 1, Column 2.) Calculate the percentage of total enrollment that is male. (Divide Row 2, Column 1 by Row 3, Column 1 and place in Row 2, Column 2.) Note: Row 1, Column 2 plus Row 2, Column 2 should total 100%.
- 4) Ask the head coaches to review the most updated eligibility or squad lists for their teams. Ask coaches to confirm the names of those individuals who are on the team as of the first **date of competition**, and cross out the names of those who were cut from the team or quit the team prior to the first competitive event. Determine the total number of interscholastic athletics participants that are girls, (and place in Row 1, Column 3). In order to determine the total number of athletics participants, an individual should be counted each time he or she participates on a team. For example, if Jane Doe competes on the varsity volleyball team, the junior varsity volleyball team, the junior varsity basketball team, and the varsity softball team, she should be counted as four participants (**do not include club or intramural sports participants, cheerleaders, dance teams, or pom squads**). Calculate the same way for boys and girls. * In addition, should 8th grade students and below play on a Freshman, Junior Varsity, or Varsity team, they should also be counted for each team and sport on which they participate. If applicable, please asterisk the above notation as to how many 8th grade students & below are included in the totals. Using the same procedure, determine the total number of interscholastic athletic participants that are boys, (and place in Row 2, Column 3). Add Row 1, Column 3 plus Row 2, Column 3 to get total participants and place in Row 3, Column 3.
- 5) Calculate the percentage of female participation. (Row 1, Column 3 divided by Row 3, Column 3 and place in Row 1, Column 4.) Calculate the percentage of male participation. (Row 2, Column 3 divided by Row 3, Column 3 and place in Row 2, Column 4.) Note: Row 1, Column 4 plus Row 2, Column 4 should total 100%.

Note: While being within three percent is **not** a formal compliance standard; if the percent listed in Row 1, Column 4 is within 3% of Row 1, Column 2, then it provides a good target within which compliance is likely.

Principal's Signature: [Signature] Date: 4/4/03



MEMORANDUM

To: KHSAA Member School Superintendents, Principals, and Athletic Directors

From: Brigid L. DeVries, Commissioner
Larry Boucher, Assistant Commissioner

Date: July 30 2003

Re: 2003 Title IX Forms Submission

| | | | |
|--------|------------------------|-------------|---------------------|
| School | <u>MADISON CENTRAL</u> | Reviewed by | <u>FRAN EDWARDS</u> |
|--------|------------------------|-------------|---------------------|

The following is a status report regarding the required 2002-2003 Title IX submission of forms which were due in to the KHSAA office by April 15, 2003. Appropriate audit personnel have reviewed these forms and the following is a summary of this review.

I. Checklist of Forms properly submitted in a satisfactory manner:

| | | | |
|---|-------------------------------|---|--|
| ✓ | GE 19 (Annual Verification) | ✓ | T-35 (Budget Expenses) |
| ✓ | T-1 (Summary Program Chart 1) | ✓ | T-36 (Budget Expenses) |
| ✓ | T-2 (Summary Program Chart 2) | ✓ | T-41 (Checklist - Overall Interscholastic Program) |
| ✓ | T-3 (Summary Program Chart 3) | ✓ | T-60 (Corrective Action Plan) |
| ✓ | T-4 (Summary Program Chart 4) | ✓ | T-63 (Interscholastic Survey Results) |

II. Status

| | | |
|----|---|--|
| A. | ✓ | 2002-2003 Forms are satisfactory and no further information or action is necessary at this time. |
| B. | ✓ | Errors have been noted with respect to the following forms and corrected copies are being returned to you for placement in your Title IX file to ensure proper submission in the future. <u>T-1</u> |
| C. | | The following forms were omitted and must be submitted by school representatives. |
| D. | | Other Recommendation and Comments: <u>Please complete the Opportunities Portion of Form T-41 (Checklist - Overall Interscholastic Program)</u> |



**2002-2003 KENTUCKY HIGH SCHOOL ATHLETIC ASSOCIATION
ANNUAL VERIFICATION OF TITLE IX PROCEDURES**
(To be submitted by April 15, 2003 along with other required forms)

The Madison Central High School, Richmond, Kentucky
(Name of High School) (City)

certifies to the Kentucky High School Athletic Association that the following is an accurate and true representation of the facts surrounding compliance with 20 U.S.C. Sections 1681-1688, et. Seq. (also known as Title IX)

I certify the following provisions in accordance with records at the school contained in the permanent Title IX file, and to the best of my knowledge have completed the following tasks. (All boxes must be checked)

Established a gender equity committee at the high school. (list committee personnel and provide attachment if necessary)

| Name | Address | Phone | Title |
|------------------|------------------------------------|----------|------------------------|
| Elizabeth Morrow | 705 N. 2 nd St Richmond | 624-4505 | Volleyball Coach |
| Alison Fox | " | " | Softball Assist. Coach |
| Billie McCreary | " | " | Counselor |
| Kent Miller | " | " | Girls Basketball Coach |
| Karen Feldhaus | " | " | Cheer Coach |
| Sue Ann Herbst | 122 Buckwood Dr Richmond | 625-9006 | Principal |
| Loni Parson | 507 Martin Dr Richmond | 623-7217 | Student |
| Gary Fritz | 705 N 2 nd St. Richmond | 624-4505 | A.D. |

Scheduled a minimum of three meetings during the 2002-2003 school year on the following dates:

Dec. 6, 2002
Feb 24, 2003
April 15, 2003

Designated the following person(s) as the Title IX coordinator for the school/district:

| | | | |
|-------------------|-----------|---|---------------------|
| <u>Gary Fritz</u> | <u>AD</u> | <u>705 N 2nd St Richmond</u> | <u>259-624-4505</u> |
| Name | Title | Address | Phone |

School personnel are continuing to make periodic reviews of the boys and girls athletics program reflected in the Corrective Action Plan.

In addition to the above information, the above referenced school maintains a complete permanent file relative to Title IX records including copies of the self-assessment audit, all corrective action plans, and other related materials.

[Signature]
Principal's Signature

4/14/03 2003
Date

[Signature]
Superintendent Signature

[Signature]
School Board Chairpersons' Signature

(Send original copy to KHSAA - Maintain duplicate in Title IX school folder)

2002-2003
ACCOMMODATION OF INTERESTS AND ABILITIES
SUMMARY PROGRAM CHART 1

KHSAA
 Form T1
 Rev 9/02

Participation Opportunities Test One

| | | (Column 1) | (Column 2) | (Column 3) | (Column 4) |
|-------|---------|------------|--------------------------------|--|-----------------------------------|
| | Program | Enrollment | Percentage of Total Enrollment | Number of Interscholastic Participants (double and triple count) | Percentage of Total Participation |
| Row 1 | GIRLS | 671 | 47% | 173 | 40% |
| Row 2 | BOYS | 756 | 53% | 256 | 60% |
| Row 3 | Totals | 1427 | 100% | 429 | 100% |

Instructions:

*Number of 8th grade students & below used in Column 4 calculations if applicable: 23

- Determine the total number of girls enrolled, (place in Row 1, Column 1). Determine the total number of boys enrolled, (place in Row 2, Column 1).
- Add the total number of girls and boys enrolled to determine total enrollment, (place in Row 3, Column 1).
- Calculate the percentage of total enrollment that is female. (Divide Row 1, Column 1 by row 3, Column 1 and place in Row 1, Column 2.) Calculate the percentage of total enrollment that is male. (Divide Row 2, Column 1 by Row 3, Column 1 and place in Row 2, Column 2.) Note: Row 1, Column 2 plus Row 2, Column 2 should total 100%.
- Ask the head coaches to review the most updated eligibility or squad lists for their teams. Ask coaches to confirm the names of those individuals who are on the team as of the first **date of competition**, and cross out the names of those who were cut from the team or quit the team prior to the first competitive event. Determine the total number of interscholastic athletics participants that are girls, (and place in Row 1, Column 3). In order to determine the total number of athletics participants, an individual should be counted each time he or she participates on a team. For example, if Jane Doe competes on the varsity volleyball team, the junior varsity volleyball team, the junior varsity basketball team, and the varsity softball team, she should be counted as four participants (**do not include club or intramural sports participants, cheerleaders, dance teams, or pom squads**). Calculate the same way for boys and girls. * In addition, should 8th grade students and below play on a Freshman, Junior Varsity, or Varsity team, they should also be counted for each team and sport on which they participate. If applicable, please asterisk the above notation as to how many 8th grade students & below are included in the totals. Using the same procedure, determine the total number of interscholastic athletic participants that are boys, (and place in Row 2, Column 3). Add Row 1, Column 3 plus Row 2, Column 3 to get total participants and place in Row 3, Column 3.
- Calculate the percentage of female participation. (Row 1, Column 3 divided by Row 3, Column 3 and place in Row 1, Column 4.) Calculate the percentage of male participation. (Row 2, Column 3 divided by Row 3, Column 3 and place in Row 2, Column 4.) Note: Row 1, Column 4 plus Row 2, Column 4 should total 100%.

Note: While being within three percent is not a formal compliance standard; if the percent listed in Row 1, Column 4 is within 3% of Row 1, Column 2, then it provides a good target within which compliance is likely.

Principal's Signature: _____

Date: 4/14/03

2002-2003
ACCOMODATION OF INTERESTS AND ABILITIES+
SUMMARY PROGRAM CHART 4

Levels of Competition Test One

| | | Column 1 | Column 2 | Column 3 |
|-------|-------------|-----------------------------------|------------------------|--|
| Girls | Team Levels | Number of Teams Currently Offered | Number of Participants | Percentage of Participants at Each Level |
| Row 1 | varsity: | 4 | 119 | 55% |
| Row 2 | j.v.: | 4 | 55 | 26% |
| Row 3 | frosh: | 3 | 41 | 19% |
| Row 4 | total: | | 215 | 100% |
| Boys | | | | |
| Row 5 | varsity: | 9 | 153 | 48% |
| Row 6 | j.v.: | 5 | 83 | 26% |
| Row 7 | frosh: | 3 | 81 | 26% |
| Row 8 | total: | | 317 | 100% |

- Column 1, list the number of interscholastic teams offered for girls and boys at each competitive level; varsity, junior varsity, and freshman. (Refer to Form T-2, Accommodation of Interests and Abilities, Summary Program Chart 2, Column 1.)
- For Column 2, list the number of participants at each level. For girls, total the entries in Rows 1, 2, and 3 into Row 4. For boys, total the entries in Rows 5, 6, and 7 into Row 8. (Refer to Form T-2, Accommodation of Interests and Abilities, Summary Program Chart 2, Column 2.)
- For Column 3, calculate the percentage of female and male participants at each level.
For girls' varsity, junior varsity, and frosh, respectively:
 - Divide Column 1, Row 1 by Column 2, Row 4, and place the percentage in Column 3, Row 1.
 - Divide Column 1, Row 2 by Column 2, Row 4, and place the percentage in Column 3, Row 2.
 - Divide Column 1, Row 3 by Column 2, Row 4, and place the percentage in Column 3, Row 3.
 For boys' varsity, junior varsity, and frosh, respectively:
 - Divide Column 1, Row 5 by Column 2, Row 8, and place the percentage in Column 3, Row 5.
 - Divide Column 1, Row 6 by Column 2, Row 8, and place the percentage in Column 3, Row 6.
 - Divide Column 1, Row 7 by Column 2, Row 8, and place the percentage in Column 3, Row 7.

Principal's Signature: WCB Date: 4/14/03

2002-2003
ACCOMMODATION OF INTERESTS AND ABILITIES
SUMMARY PROGRAM CHART 2

KHSAA
 Form T2
 Rev. 9/02

Participation Opportunities Test Two

| | | | Column 1 | Column 2 | Column 3 | Column 4 | Column 5 |
|---------|-------|----------|-----------------------------------|------------------------|--|---|---|
| Program | | | Number of Teams Currently Offered | Number of Participants | Number of Teams Added in Last Five Years | Number of Participants Added in Last Five Years | Percent of Total Participation By Sex Added in Last 5 Years |
| GIRLS | Row 1 | varsity: | 9 | 119 | 1 | 12 | |
| | Row 2 | j.v.: | 9 | 55 | 1 | 12 | |
| | Row 3 | frosh: | 3 | 41 | 2 | 26 | |
| | Row 4 | total: | 16 | 215 | 4 | 50 | 23% |
| BOYS | Row 5 | varsity: | 9 | 153 | — | — | |
| | Row 6 | j.v.: | 4 | 83 | — | — | |
| | Row 7 | frosh: | 3 | 81 | — | — | |
| | Row 8 | total: | 16 | 317 | — | — | 0% |

- 1) For Column 1, list the number of interscholastic teams offered for girls and boys at each competitive level (varsity, junior varsity, and freshman). For girls, total each of the entries in Rows 1, 2, and 3 into Row 4. For boys, total Rows 5, 6, and 7 into Row 8.
- 2) For Column 2, list the number of participants at each level. For girls, total each of the entries in Rows 1, 2, and 3 into Row 4. For boys, total Rows 5, 6, and 7 into Row 8. **Note:** The totals in Row 4 for girls and in Row 8 for boys must be the same as the totals in Form T-1, Column 3, Rows 1 and 2 respectively.
- 3) For Column 3, list the number of interscholastic teams that have been added in the last five years at each competitive level. Count each team added during the 5 year period only one time. e.g. Girl's junior varsity soccer was added 3 years ago, count the team only once, not 3 times. For girls, total the entries in Rows 1, 2, and 3 into Row 4. For boys, total Rows 5, 6, and 7 into Row 8.
- 4) For Column 4, list the number of participants that are currently on each level of the teams that were added in the last five years. If a team was added previously but no longer exists, there are no current participants to be added for that team. For girls, total the entries in Rows 1, 2, and 3 into Row 4. For boys, total Rows 5, 6, and 7 into Row 8.
- 5) For Column 5, calculate the percentage of participants that have been added in the last five years. For girls, take the number in Column 4, Row 4 and divide by the number in Column 2, Row 4. For boys, take the number in Column 4, Row 8 and divide it by the number in Column 2, Row 8.

Note: If the percentage of current participants added in the last five years is 25% or greater, compliance with test two may be possible. If less than 25%, then compliance with test three should be analyzed. **CAUTION:** 25% is not a formal compliance standard.

Principal's Signature: Z. H. Bradburn Date: 4/14/03

2002-2003
ACCOMMODATION OF INTERESTS AND ABILITIES
SUMMARY PROGRAM CHART 3

KHSAA
 Form 73
 Rev. 9/02

Participation Opportunities Test Three

For any question answered "YES" identify the respective sport(s).

| | GIRLS (Yes / No) | | BOYS (Yes / No) |
|--|---------------------|--|--------------------|
| 1. For a sport not currently played at the interscholastic level (varsity, junior varsity, or freshman) in your school, is there an intramural team offered for that sport? | No | | No |
| 2. For a sport <u>not</u> currently offered in your interscholastic athletics program, is there sufficient interest to form a viable interscholastic team based on participation on an intramural team or community recreation teams? | No | | No |
| 3. For a sport <u>not</u> currently offered, is there sufficient interest to form a viable interscholastic team based on student responses from the interscholastic survey? | No | | No |
| 4. For a sport currently offered at the varsity level only, is there sufficient interest to form a viable team for a junior varsity, or freshman team that is not currently offered? | No | | No |
| 5. For a sport currently offered at the junior varsity or freshman level is there sufficient interest to form a varsity team not currently offered? | No | | No |
| 6. If you answered YES to question (1), (2), (3), (4), or (5), are there enough high schools in your geographic area offering the sport (at the appropriate level) to allow for the development of a reasonable schedule of competition? | No | | No |

Principal's Signature: J. H. B. [Signature] Date: 4/14/04

**2002-2003
BUDGETED AND ACTUAL EXPENDITURES - PROGRAM COMPARISON CHART
TO INCLUDE BOOSTER CLUB FUNDING**

| | equipment and supplies | | travel | | awards | | coaches' salaries (to include supplemental and extended employment) | | facilities improvements | | publications (i sport-specific) | |
|-----------------|------------------------|---------|---------|---------|--------|---------|---|---------|-------------------------|---------|---------------------------------|--------|
| | B | E | B | E | B | E | B | E | B | E | B | E |
| G basketball | 6500.00 | 3415.97 | 5000.00 | 5229.00 | - | 580.00 | 7283.00 | 7283.00 | - | - | - | - |
| B basketball | 9000.00 | 5424.34 | 5000.00 | 6109.00 | - | 300.00 | 7283.00 | 9500.00 | - | - | - | - |
| G softball | 2850.00 | 2850.00 | 2500.00 | 2500.00 | - | 1200.00 | 4018.00 | 4018.00 | - | 600.00 | - | 800.00 |
| B baseball | 3200.00 | 4200.00 | 3000.00 | 3000.00 | - | - | 4018.00 | 4018.00 | 5000.00 | 4700.00 | - | - |
| G cross country | 325.00 | 325.00 | 500.00 | 300.00 | - | - | 860.00 | 860.00 | - | - | - | - |
| B cross country | 325.00 | 325.00 | 200.00 | 300.00 | - | - | 860.00 | 860.00 | - | - | - | - |
| G golf | 625.00 | 200.00 | 400.00 | 200.00 | - | - | 1377.00 | 953.00 | - | - | - | - |
| B golf | 625.00 | 725.00 | 500.00 | 400.00 | - | - | 1377.00 | 953.00 | - | - | - | - |
| G soccer | 1400.00 | 1400.00 | 1700.00 | 1700.00 | - | - | 3346.00 | 2394.00 | - | - | - | - |
| B soccer | 1400.00 | 900.00 | 1700.00 | 1700.00 | - | - | 3346.00 | 2394.00 | - | - | - | - |
| G swimming | 950.00 | 950.00 | 200.00 | 180.00 | - | - | 2250.00 | 2250.00 | - | - | - | - |
| B swimming | 950.00 | 950.00 | 200.00 | 200.00 | - | - | 2250.00 | 2250.00 | - | - | - | - |

1. Budget and expenditures on this 2002-2003 year report due by April 15, 2003, should reflect the total monies budgeted and spent for the entire year 2001-2002 ending June 30, 2002.

2. "B" is for budgeted dollar amounts and "E" is for actual dollar expenditures.

3. Booster Club Funding/Contributions must be included in the expenditures total.


Principal's Signature: [Signature] Date: 4/14/03

Copyright 1999, Good Sports, Inc., Title IX and Gender Equity Specialists. All rights reserved.

2002-2003
BUDGETED AND ACTUAL EXPENDITURES - PROGRAM COMPARISON CHART 2
TO INCLUDE BOOSTER CLUB FUNDING

| Teams | equipment and supplies | | travel | | awards | | coaches' salaries (to include supplemental and extended employment) | | facilities improvements | | publications (if sport-specific) | |
|----------------|------------------------|----------|---------|---------|--------|---------|---|-----------|-------------------------|---|----------------------------------|---------|
| | B | E | B | E | B | E | B | E | B | E | B | E |
| G track | 1400.00 | 1400.00 | 200.00 | 200.00 | 0 | 0 | 1984.00 | 1984.00 | - | - | - | - |
| B track | 1400.00 | 1400.00 | 200.00 | 200.00 | 0 | 0 | 1984.00 | 1984.00 | - | - | - | - |
| G tennis | 475.00 | 475.00 | 300.00 | 300.00 | 0 | 0 | 953.00 | 953.00 | - | - | - | - |
| B tennis | 475.00 | 475.00 | 300.00 | 248.00 | 0 | 0 | 953.00 | 953.00 | - | - | - | - |
| G volleyball | 685.00 | 625.00 | 1000.00 | 1239.00 | 0 | 0 | 2931.00 | 2931.00 | - | - | - | - |
| B wrestling | - | - | - | - | - | - | N/A | - | - | - | - | - |
| G (list sport) | - | - | - | - | - | - | - | - | - | - | - | - |
| B (football) | 15700 | 15702.11 | 4800 | 4750.00 | 0 | 2150.00 | 11,221.00 | 11,221.00 | - | - | - | 3211.00 |
| G (list sport) | - | - | - | - | - | - | 155 DAYS | 155 DAYS | - | - | - | - |
| B (list sport) | - | - | - | - | - | - | - | - | - | - | - | - |

1. Budget and expenditures on this 2002-2003 year report due by April 15, 2003, should reflect the total monies budgeted and spent for the entire year c 2001-2002 ending June 30, 2002.
2. "B" is for budgeted dollar amounts and "E" is for actual dollar expenditures.
3. Booster Club Funding/Contributions must be included in the expenditures total.

Principal's Signature:  Date: 4/14/03

2002-2003 INTERSCHOLASTIC ATHLETICS SURVEY

Summary of Student Responses

School Name: MADISON CENTRAL
 School Enrollment: 1427
 Date: 4/10/23
 Completed By: GARY FRITZ

Instructions:

1. Summarize the Student Athletics Interest Surveys Form T-61 by listing the total number of responses on the line next to each sport.
2. Under the Other Category please provide a listing of the sports as well as the number of students who are interested in participating.
3. Please sign and date the Summary Form (T-63) and mail the Summary Form only to the KHSAA by April 15, 2003. Do not mail the student surveys (Form T-61). However, these Forms should be maintained in your files in the event they are requested subsequently.

1250 Number of Surveys
740 Total Returned
9,10,11 Grades Surveyed

How Was The Survey Administered? Survey given in Fresh, Soph, and JR., Advisory
 (e.g. was it given in all English classes, or all home rooms, or advisee/advisor?)

Fall Sports (List Total Number of Participation Responses)

18 Cross Country (Girls)
13 Cross Country (Boys)
20 Field Hockey (Girls)
156 Football (Boys)
6 Golf (Girls)
20 Golf (Boys)
62 Soccer (Girls)
46 Soccer (Boys)
1-0 Volleyball (Girls)
20 Volleyball (Boys)

Winter Sport (List Total Number of Participation Responses)

65 Basketball (Girls)
113 Basketball (Boys)
67 Gymnastics (Girls)
37 Indoor Track (Girls)
 Indoor Track (Boys)
43 Swimming & Diving (Girls)
13 Swimming & Diving (Boys)
51 Wrestling (Boys)

Spring Sport (List Total Number of Participation Responses)

| | |
|-----------|-----------------------------|
| <u>89</u> | Baseball (Boys) |
| <u>68</u> | Fast Pitch Softball (Girls) |
| <u>44</u> | Slow Pitch Softball (Girls) |
| <u>66</u> | Tennis (Girls) |
| <u>34</u> | Tennis (Boys) |
| <u>46</u> | Track (Girls) |
| <u>35</u> | Track (Boys) |

Other Sports (From Student Survey T-61 Question 10)

| Name of Sport | Number of Students Interested In Participating |
|-----------------------|--|
| <u>Rugby</u> | <u>7</u> |
| <u>Lacrosse</u> | <u>18</u> |
| <u>girls Football</u> | <u>7</u> |
| <u>Wrestling</u> | <u>11</u> |
| <u>Indoor Soccer</u> | <u>2</u> |
| <u>Boxing</u> | <u>6</u> |
| <u>hockey</u> | <u>8</u> |
| <u>Bowling</u> | <u>1</u> |
| <u>Kickboxing</u> | <u>1</u> |

Number of Students who participate in Intramural Sports.
(From Student Survey T-61 Question 5)

| Sport | Number |
|-------------------|-----------|
| <u>Basketball</u> | <u>27</u> |
| <u>Baseball</u> | <u>11</u> |
| <u>Soccer</u> | <u>17</u> |
| <u>softball</u> | <u>6</u> |
| <u>Football</u> | <u>13</u> |
| <u>Volleyball</u> | <u>6</u> |

List Intramural Sports students are interested in adding:
(From Student Survey T-61 Question 6)

| Sport | Number |
|-----------------------|-----------|
| <u>Girls Football</u> | <u>12</u> |
| <u>Hockey</u> | <u>11</u> |
| <u>Wrestling</u> | <u>10</u> |
| <u>LACROSSE</u> | <u>17</u> |
| <u>Rugby</u> | <u>9</u> |

School Name: Madison Central
 School Year: 2002-03
 Principal's Signature: _____
 Date: 7-16-03

2002-2003
TITLE IX
CORRECTIVE ACTION PLAN

To complete this form, indicate the intended area which needs corrective action, the suggested change and time table for implementation. You may copy this form as needed. Please attach corrective action plans along with audit forms and submit by April 15, 2003.

| ITEM FOR CORRECTION | SUGGESTED CHANGE | TIME TABLE FOR CORRECTIVE ACTION |
|---------------------|---|----------------------------------|
| Booster Budgets | Booster Treasurer will fill out an annual Budget Form with AMENDMENTS AS MONIES ARE REROUTED. | Immediately |
| | (sample form included). | |
| | | |
| | | |
| | | |
| | | |
| | | |

▪ An explanation (status report) is needed for all areas identified previously as items for correction as well as all areas currently identified as items for correction. This form shall be typed.

[Handwritten Signature]

Principal's Signature: _____

Date: 7/15/03